


Directions for  
  
Scrapbook

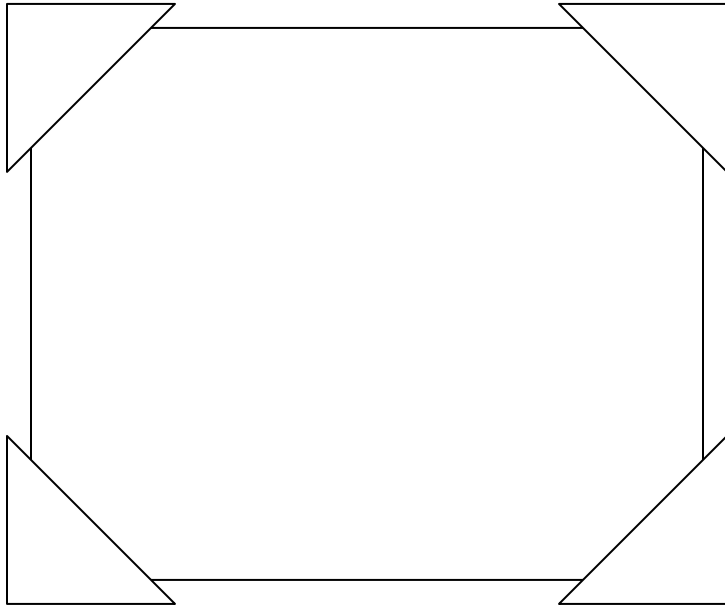
If you'd like to use this with your class, feel free! Here are the directions for printing on two pages:

1. Print pages 1 and 2 back-to-back. (They should write the title on the lines on the cover page)
2. Print pages 3 and 4 back-to-back.
3. Stack pages on top of one another.
4. Fold and staple!

Now your students have a scrapbook where they can report about a book or story they have read.


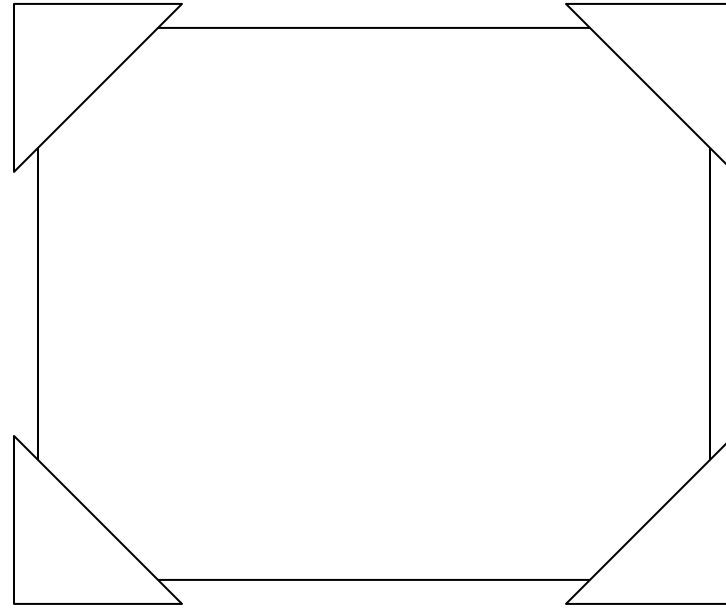
Enjoy!

© Christina Bainbridge  
[www.bainbridgeclass.com](http://www.bainbridgeclass.com)



One question I have for the  
author is

-----  
-----  
-----



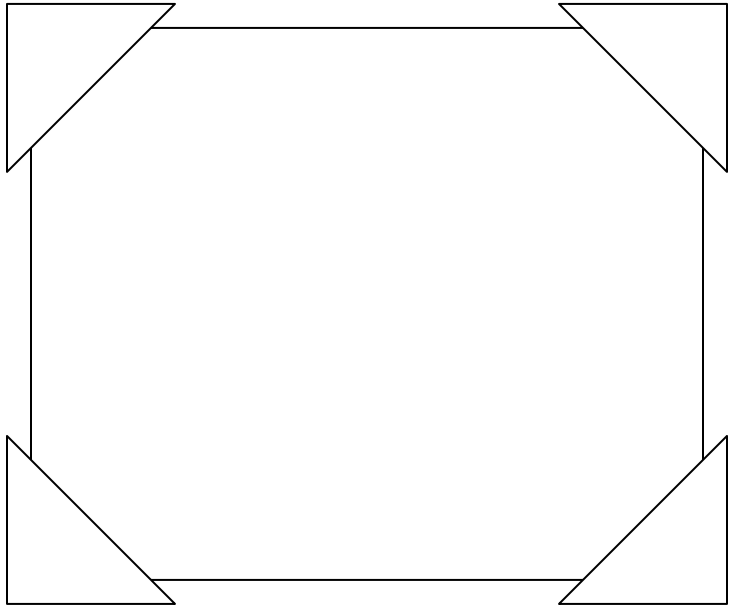
-----  
-----

My Scrapbook

By: \_\_\_\_\_

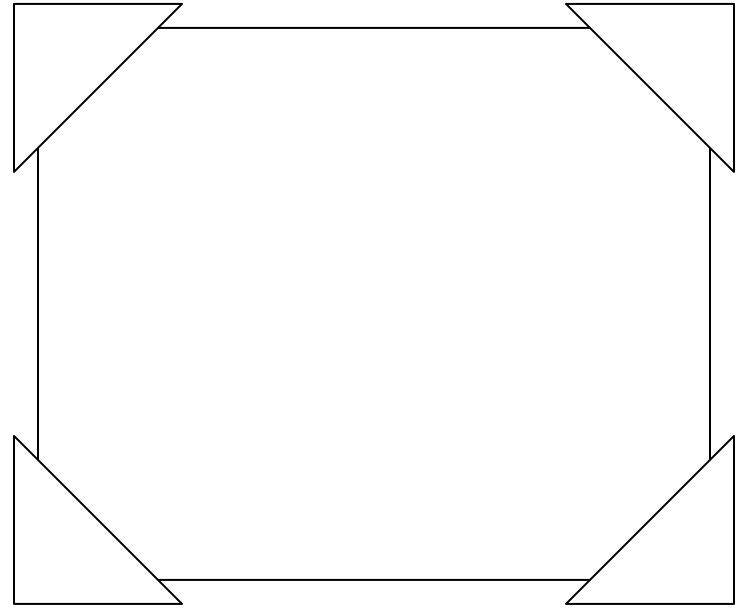






At the end of the book,

Four rows of dashed lines for writing.



The best part was when

Four rows of dashed lines for writing.