

## Marshmallow Munchie



### Ingredients:

6 mini-marshmallows

2 pieces of sliced fruit (choose your favorite!)


### Supplies:

1 wooden skewer

### Directions:

1. Add 2 mini-marshmallows to your skewer.
2. Add 1 piece of fruit.
3. Add 2 mini-marshmallows.
4. Add 1 piece of fruit.
5. Add the last 2 mini-marshmallows.
6. Enjoy!

## Little Mouse



### Ingredients:

- 1 Oatmeal cookie
- Marshmallow fluff
- 2 Nonpareil buttons
- 3 M&Ms candy pieces
- 6 Pretzel sticks

### Supplies:

Plate

Plastic knife for spreading

### Directions:

1. Spread the marshmallow fluff on the top side of the oatmeal cookie.
2. Put 2 nonpareil buttons on the marshmallow- these are the two ears.
3. Arrange the 3 M&Ms. These are the eyes and the nose.
4. Put on the 6 pretzels. These are the whiskers.
5. Enjoy!

## Monster Mash

### Ingredients:

Vanilla pudding

2 gumdrops


2 pieces of candy corn

Squeeze icing

### Supplies:

Bowl or cup for pudding

Spoon



### Directions:

1. The two gumdrops are your monster's eyes. Put them on the vanilla pudding.
2. Use the icing to draw hair and a mouth.
3. Put the candy corn on as teeth (fangs) under the mouth.
4. Devour your monster!

## Groundhog Grub

### Ingredients:

Banana half

3 mini-chocolate chips (eyes and nose)


2 almond slices (ears)

### Supplies:

3 oz. Dixie Cup (garden scene on side)

### Directions:

1. Place the banana in the cup.
2. Arrange the ears, nose, and eyes.
3. Eat your groundhog!



## “Berry” Good Pizza

### Ingredients:

English muffin half  
Strawberry cream cheese  
2 thin strawberry slices  
2 thin banana slices  
2 blueberries

### Supplies:


Paper plate  
Plastic knife  
Bowls and spoons for each food for each group

### Directions:

1. Spread cream cheese on your English muffin half.
2. Add the berries and banana slices.
3. Eat your “berry” good pizza!



## Cheesy Spider web



### Ingredients:

- String cheese stick
- 1 green grape
- 4 pretzel sticks

### Supplies:

- Black paper plate

### Directions:

1. Pull apart your string cheese and arrange it like a web on your plate.
2. Break your pretzel sticks in half.
3. Stick each half into your grape. These are the spider's legs.
4. Add your spider to the web and enjoy!

## Bagel Snowman



### Ingredients:

- 1 mini-bagel
- Cream cheese
- Cheese curls
- 2 pretzel sticks
- 2 chocolate chips

### Supplies:

- Paper plate
- Plastic knife

### Directions:

1. Open your bagel and put the halves together so they look like a number 8.
2. Spread cream cheese on both halves.
3. Add the chocolate chip eyes, the cheese curl nose, and the pretzel arms.
4. Eat him up!

## Blizzard Mix

### Ingredients:

White Chocolate Chips or Snow Caps Candy (snow flakes)

KIX cereal (snow balls)

Frosted Mini Wheats cereal  
(snow drifts)



### Supplies:

Bowl for each ingredient for each group

Paper cup

Spoon for each ingredient

### Directions:

1. Pour in a spoon of each ingredient.
2. Blow in a winter wish!
3. Mix well and enjoy!



## Santa Mix

### Ingredients:

M&M Mini Candies (elf noses)  
Small pretzels (reindeer antlers)  
Kix cereal (Santa's buttons)  
O shaped cereal (reindeer food)




### Supplies:

Bowl for each ingredient for each group  
Paper cup  
Spoon for each ingredient

### Directions:

4. Pour in a spoon of each ingredient.
5. Blow in a holiday wish!
6. Mix well and enjoy!

## Bunny Basket



### Ingredients:

Small slice of angel food cake  
Pastel color-tinted whipped cream  
Green tinted coconut  
Bunny marshmallow (a Peep)  
3 jelly beans

### Supplies:

Clear, plastic cup  
Spoons for whipped cream and coconut

### Directions:

1. Put angel food cake into the bottom of your cup.
2. Put a spoon of whipped cream on top of it.
3. Sprinkle some coconut on the whipped cream.
4. Place your bunny on top with three jelly beans!
5. Eat!


## Cowboy Cookies

### Ingredients:

- 1 tablespoon peanut butter
- 1 tablespoon dry milk
- 1 teaspoon honey
- 1 teaspoon chow mien noodles

### Supplies:

- Large plastic cup
- Mixing spoon
- Waxed paper
- Measuring spoons for each ingredient



### Directions:

1. Mix together the peanut butter and dry milk in your cup.
2. Add the honey and mix well.
3. Add the chow mien noodles.
4. Spoon the cookie onto a piece of waxed paper.
5. Yee-haw! Enjoy, partner!


## Dandy Dirt Dessert

### Ingredients:

- 2 tablespoons instant chocolate pudding mix
- 3 tablespoons milk
- 1 chocolate sandwich cookie (such as an Oreo)
- 1 gummy worm

### Supplies:

- Measuring spoons
- Clear, plastic cup
- Plastic bag
- Spoon



### Directions:

1. Scoop the pudding mix into your cup.
2. Mix in the milk.
3. While the pudding sets, put your cookie into your bag and smash the cookie.
4. Pour the crumbs on top of the pudding.
5. Add a gummy worm and eat!

## Granny's Granola (Perfect for the 100<sup>th</sup> day!)

### Ingredients:

O-shaped cereal  
Raisins  
Sunflower seeds  
Pretzels  
Banana chips  
Almonds  
Chocolate chips  
Dried pineapple cubes  
Mini-marshmallows  
M&Ms



### Supplies:

Small paper bag that has been previously decorated

### Directions:

1. Place 10 of each ingredient in 10 different piles.
2. Place the piles in the bag.
3. Fold over the top of the bag.
4. Shake!
5. Ten piles of ten items... how many pieces are in your bag?

## Jolly Bread-O-Lantern

### Ingredients:

Cream cheese  
Orange food coloring  
Slice of bread  
Raisins  
Chocolate chips  
Candy corn



### Supplies:

Pumpkin cookie cutter  
Plastic knife  
Plate  
Mixing bowl  
Spoon

### Directions:

1. Take turns stirring the cream cheese and orange food coloring. While you are waiting your turn to stir, cut a piece of bread into a pumpkin shape.
2. Spread the orange cream cheese onto the bread.
3. Use the raisins, chocolate chips, and candy corn to make a face on the pumpkin.
4. Eat!

## Leprechaun Pie



### Ingredients:

2 tablespoons instant pistachio pudding mix  
3 tablespoons milk  
1 foil-wrapped chocolate coin  
Whipped cream

### Supplies:

Measuring spoons  
Clear, plastic cup  
Spoon

### Directions:

1. Scoop 2 tablespoons pistachio pudding mix into a clear cup.
2. Mix with 3 tablespoons milk.
3. Stir well!
4. Drop a foil-wrapped coin into the pudding.
5. Top with whipped cream and eat your leprechaun pie!

## Purple Cow

### Ingredients:

1 scoop vanilla ice cream

½ cup grape juice

### Supplies:

Ice cream scoop

Large plastic cup



Measuring cup

Spoon

Straw

### Directions:

1. Drop 1 scoop of vanilla ice cream into your cup.
2. Add ½ cup grape juice and stir it 5 times.
3. Sip the “purple cow” through a straw!





## Rudie the Reindeer

### Ingredients:

- 1 tablespoon caramel sauce
- 1 large rice cake
- 2 Hershey Kisses
- 2 pretzel twists
- 1 maraschino cherry

### Supplies:


- Measuring spoon
- Plastic knife
- Plate



### Directions:

1. Spread 1 tablespoon caramel sauce on the rice cake.
2. Add the Kisses to make eyes.
3. Add the pretzels for antlers.
4. Put the cherry in the middle for a red nose!
5. Enjoy!

## Terrific Turkey Taco



### Ingredients:

1 flour tortilla

$\frac{1}{4}$  cup cooked ground turkey

1 tablespoon shredded cheese

1 tablespoon shredded lettuce

1 tablespoon chopped tomato

$\frac{1}{2}$  tablespoon salsa

### Supplies:

Paper plate

Measuring spoons

Measuring cups

### Directions:

1. Put the  $\frac{1}{4}$  cup turkey on your tortilla.
2. Add the cheese, lettuce, tomato, and salsa.
3. Fold the tortilla in half and eat!

## Turkey Tracks

### Ingredients:

3 round crackers

9 crunchy chow mien noodles

1 T. cream cheese

### Supplies:

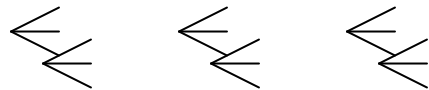

Paper plate

Measuring spoons

Plastic knife for spreading cream cheese

### Directions:

1. Spread cream cheese on each cracker.
2. Arrange the chow mien noodles like a turkey foot print!
3. Enjoy!



## Washington's Cherry Pie

### Ingredients:

- 1 large graham cracker
- 1 tablespoon cherry pie filling
- Whipped cream

### Supplies:

- Plastic bag
- Clear, plastic cup
- Spoon



### Directions:

1. Place the graham cracker in the bag and smash it until it is very fine.
2. Pour the crumbs into the clear cup.
3. Add the scoop of cherry pie filling.
4. Top with whipped cream!

## Xs and Os

### Ingredients:

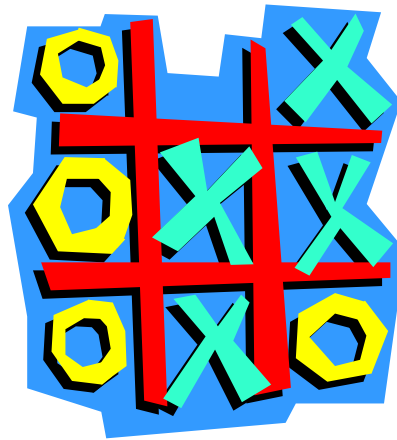
1 round chocolate or vanilla wafer  
White frosting  
Decorator gel  
4 chocolate chips

### Supplies:

Plastic knife  
Paper plate

### Directions:

1. Frost your cookie.
2. Use the frosting gel to draw an X across your cookie.
3. Add a chocolate chip to each fourth.
4. Enjoy your "hug" and "Kiss"!



## Spring scene

### Ingredients:

- 1 graham cracker
- 2 T. marshmallow fluff
- ¼ c. Fruity Pebbles cereal

### Supplies:

- Paper plate
- Measuring spoon and cup
- Plastic knife

### Directions:

1. Spread the marshmallow fluff on the graham cracker.
2. Use the cereal to make a spring scene.
3. Enjoy!

