

Thank you for signing up to go shopping for Snazzy Snacks!


For the “Little Mouse” snack we will need:

- 30 oatmeal cookies
- 2 jars of spreadable marshmallow fluff

We will be making our “Little Mouse” on \_\_\_\_\_.

Please send the ingredients on or before \_\_\_\_\_.

Thanks!



Thank you for signing up to go shopping for Snazzy Snacks!


For the “Little Mouse” snack we will need:

- a box of large nonpareils (snowcaps)
- a large bag of M&Ms
- a bag of pretzel sticks

We will be making our “Little Mouse” on \_\_\_\_\_.

Please send the ingredients on or before \_\_\_\_\_.

Thanks!



Thank you for signing up to go shopping for  
Snazzy Snacks!


For the “Monster Mash” snack we will need:

- 15 packs of pre-made Vanilla pudding**

We will be making our “Monster Mash” on \_\_\_\_\_.

Please send the ingredients on or before \_\_\_\_\_.

Thanks!



Thank you for signing up to go shopping for  
Snazzy Snacks!

For the “Monster Mash” snack we will need:

- a box of gumdrops**
- a bag of candy corn**
- a few tubes of squeeze icing (any color)**

We will be making our “Monster Mash” on \_\_\_\_\_.

Please send the ingredients on or before \_\_\_\_\_.

Thanks!

Thank you for signing up to go shopping for  
Snazzy Snacks!

For the “Groundhog Grub” snack we will need:

- 15 whole bananas**

We will be making our “Groundhog Grub” on \_\_\_\_..

Please send the ingredients on or before \_\_\_\_.

Thanks!



Thank you for signing up to go shopping for  
Snazzy Snacks!

For the “Groundhog Grub” snack we will  
need:

- 1 bag of chocolate chips**
- a small bag of slivered almonds**


We will be making our “Groundhog Grub” on \_\_\_\_..

Please send the ingredients on or before \_\_\_\_.

Thanks!



Thank you for signing up to go shopping for Snazzy Snacks!



For the “Berry Good Pizza” snack we will need:


- 30 English muffin HALVES**
- strawberry cream cheese**

We will be making our “Berry Good Pizza” on \_\_\_\_\_.

Please send the ingredients on or before \_\_\_\_\_.

Thanks!

Thank you for signing up to go shopping for Snazzy Snacks!



For the “Berry Good Pizza” snack we will need:


- 2 strawberry slices per student**
- 2 banana slices per student**
- 2 blueberry slices per student**

We will be making our “Groundhog Grub” on \_\_\_\_\_.

Please send the ingredients on or before \_\_\_\_\_.

Thanks!

Thank you for signing up to go shopping for Snazzy Snacks!



For the “Cheesy Spider Web” snack we will need:


- 30 pieces of string cheese**
- black paper plates**

We will be making our “Cheesy Spider Web” on \_\_\_\_\_.

Please send the ingredients on or before \_\_\_\_\_.

Thanks!

Thank you for signing up to go shopping for Snazzy Snacks!



For the “Cheesy Spider Web” snack we will need:

- 30 green grapes per student**
- a bag of pretzel sticks**

We will be making our “Cheesy Spider Web” on \_\_\_\_\_.

Please send the ingredients on or before \_\_\_\_\_.

Thanks!

Thank you for signing up to go shopping for Snazzy Snacks!



For the “Bagel Snowman” snack we will need:

- 25 mini-bagels
- 2 containers of cream cheese

We will be making our “Bagel Snowman” on \_\_\_\_\_.

Please send the ingredients on or before \_\_\_\_\_.

Thanks!

Thank you for signing up to go shopping for Snazzy Snacks!



For the “Bagel Snowman” snack we will need:

- 1 bag of chocolate chips
- 1 bag of pretzel sticks
- 1 bag of cheese curls (NOT puffs!)

We will be making our “Bagel Snowman” on \_\_\_\_\_.

Please send the ingredients on or before \_\_\_\_\_.

Thanks!

Thank you for signing up to go shopping for Snazzy Snacks!

For the “Santa Mix” snack we will need:

- 1 bag of M&M candies
- 1 bag of small pretzel twists

We will be making our “Santa Mix” on \_\_\_\_\_.

Please send the ingredients on or before \_\_\_\_\_.

Thanks!



Thank you for signing up to go shopping for Snazzy Snacks!

For the “Santa Mix” snack we will need:


- 1 box of Kix cereal
- 1 box of any O shaped cereal

We will be making our “Santa Mix” on \_\_\_\_\_.

Please send the ingredients on or before \_\_\_\_\_.

Thanks!





Thank you for signing up to go shopping for Snazzy Snacks!


For the “Bunny Basket” snack we will need:

- 30 small slices of angel food cake**
- green tinted coconut**

We will be making our “Bunny Basket” on \_\_\_\_\_.

Please send the ingredients on or before \_\_\_\_\_.

Thanks!



Thank you for signing up to go shopping for Snazzy Snacks!

For the “Bunny Basket” snack we will need:


- 2 containers of pastel tinted Cool-Whip**
- 1 bag of jelly beans**
- 30 marshmallow bunnies (Peeps)**

We will be making our “Bunny Basket” on \_\_\_\_\_.

Please send the ingredients on or before \_\_\_\_\_.

Thanks!





Thank you for signing up to go shopping for Snazzy Snacks!


For the “Cowboy Cookies” snack we will need:

- 3 jars of smooth peanut butter
- 2 boxes of powdered milk

We will be making our “Cowboy Cookies” on \_\_\_\_\_.

Please send the ingredients on or before \_\_\_\_\_.

Thanks!



Thank you for signing up to go shopping for Snazzy Snacks!

For the “Cowboy Cookies” snack we will need:

- 2 jars of honey
- 2-3 cans of chow mein noodles

We will be making our “Cowboy Cookies” on \_\_\_\_\_.


Please send the ingredients on or before \_\_\_\_\_.

Thanks!

Thank you for signing up to go shopping for Snazzy Snacks!

For the “Dandy Dirt Dessert” snack we will need:

- 3 large boxes of instant chocolate pudding (8 servings each)
- 1 gallon milk




We will be making our “Dandy Dessert Snack” on \_\_\_\_\_.

Please send the ingredients on or before \_\_\_\_\_.  
Thanks!

Thank you for signing up to go shopping for Snazzy Snacks!

For the “Dandy Dirt Dessert” snack we will need:

- 1 package Oreo cookies
- 1 package gummy worms



We will be making our “Dandy Dirt Dessert” on \_\_\_\_\_.

Please send the ingredients on or before \_\_\_\_\_.  
Thanks!

Thank you for signing up to go shopping for Snazzy Snacks!

For the “Granny’s Granola” snack we will need:

- 1 box of O shaped cereal
- 1 large box of raisins
- 1 package of sunflower seeds
- 1 bag of pretzel sticks
- 1 bag of banana chips



We will be making our “Granny’s Granola” on \_\_\_\_\_.

Please send the ingredients on or before \_\_\_\_\_.

Thanks!

Thank you for signing up to go shopping for Snazzy Snacks!

For the “Granny’s Granola” snack we will need:

- 1 large bag of M&Ms
- 1 bag of mini-marshmallows
- 1 large bag of dried pineapple
- 1 bag of chocolate chips
- 1 jar of peanuts



We will be making our “Granny’s Granola” on \_\_\_\_\_.

Please send the ingredients on or before \_\_\_\_\_.

Thanks!

Thank you for signing up to go shopping for Snazzy Snacks!

For the “Jolly Bread-o-Lantern” snack we will need:

- 2 loaves of bread
- 3 containers of cream cheese
- Tubes of red and yellow food coloring



We will be making our “Jolly Bread-O-Lantern” on \_\_\_\_\_.

Please send the ingredients on or before \_\_\_\_\_.

Thanks!

Thank you for signing up to go shopping for Snazzy Snacks!

For the “Jolly Bread-o-Lantern” snack we will need:

- 1 large box of raisins
- 1 bag of chocolate chips
- 1 bag of candy corn



We will be making our “Jolly Bread-O-Lantern” on \_\_\_\_\_.

Please send the ingredients on or before \_\_\_\_\_.

Thanks!



Thank you for signing up to go shopping for Snazzy Snacks!

For the “Leprechaun Pie” snack we will need:

- 3 large boxes of instant pistachio pudding mix (8 servings each)**
- 1 gallon milk**

We will be making our “Leprechaun Pie” on \_\_\_\_\_.

Please send the ingredients on or before \_\_\_\_\_.

Thanks!



Thank you for signing up to go shopping for Snazzy Snacks!

For the “Leprechaun Pie” snack we will need:

- 30 foil wrapped chocolate coins**
- 2 tubs of Cool Whip**

We will be making our “Leprechaun Pie” on \_\_\_\_\_.

Please send the ingredients on or before \_\_\_\_\_.

Thanks!


Thank you for signing up to go shopping  
for Snazzy Snacks!

For the “Purple Cow” snack we will need:

- 1 large container of vanilla ice cream**

We will be making our “Purple Cow” on  
\_\_\_\_\_.

Please send the ingredients on or before \_\_\_\_\_.  
Thanks!



Thank you for signing up to go shopping  
for Snazzy Snacks!

For the “Purple Cow” snack we will need:

- 12 cups of grape juice**

We will be making our “Purple Cow” on  
\_\_\_\_\_.

Please send the ingredients on or before \_\_\_\_\_.  
Thanks!

Thank you for signing up to go shopping for Snazzy Snacks!

For the “Rudie the Reindeer” snack we will need:

- 24 plain rice cakes
- 2 squeeze bottles of caramel sauce



We will be making our “Rudie the Reindeer” on \_\_\_\_\_.

Please send the ingredients on or before \_\_\_\_\_.

Thanks!

Thank you for signing up to go shopping for Snazzy Snacks!

For the “Rudie the Reindeer” snack we will need:

- 50 Hershey Kisses
- 1 bag of small pretzel twists
- 1 jar of maraschino cherries




We will be making our “Rudie the Reindeer” on \_\_\_\_\_.

Please send the ingredients on or before \_\_\_\_\_.

Thanks!

Thank you for signing up to go shopping for Snazzy Snacks!

For the “Terrific Turkey Taco” snack we will need:



- 24 flour tortillas
- 1 large bag of shredded cheddar cheese


We will be making our “Terrific Turkey Taco” on \_\_\_\_\_.

Please send the ingredients on or before \_\_\_\_\_.

Thanks!

Thank you for signing up to go shopping for Snazzy Snacks!

For the “Terrific Turkey Taco” snack we will need:



- 1 head shredded lettuce
- 3 diced tomatoes
- 1 jar MILD salsa

We will be making our “Terrific Turkey Taco” on \_\_\_\_\_.


Please send the ingredients on or before \_\_\_\_\_.

Thanks!



Thank you for signing up to go shopping for Snazzy Snacks!

For the “Turkey Tracks” snack we will need:



- round crackers (3 per student)
- 1 container of cream cheese


We will be making our “Turkey Tracks” on \_\_\_\_\_.

Please send the ingredients on or before \_\_\_\_\_.

Thanks!

Thank you for signing up to go shopping for Snazzy Snacks!

For the “Turkey Tracks” snack we will need:



- 1 box or bag of crunchy chow mien noodles
- 1 container of cream cheese

We will be making our “Turkey Tracks” on \_\_\_\_\_.

Please send the ingredients on or before \_\_\_\_\_.

Thanks!



Thank you for signing up to go shopping for Snazzy Snacks!

For the “Marshmallow Munchie” snack we will need:

- 1 bag of multi-colored marshmallows**
- 1 wooden skewer per student**

We will be making our “Marshmallow Munchie” on \_\_\_\_\_.

Please send the ingredients on or before \_\_\_\_\_.  
Thanks!



Thank you for signing up to go shopping for Snazzy Snacks!

For the “Marshmallow Munchie” snack we will need:

- 2 kinds of fruit- cut into pieces. Choose your favorite! Each student will need 2 pieces of fruit.**

We will be making our “Marshmallow Munchie” on \_\_\_\_\_.

Please send the ingredients on or before \_\_\_\_\_.  
Thanks!

Thank you for signing up to go shopping for Snazzy Snacks!



For the “Washington’s Cherry Pie” snack we will need:

- 1 can of cherry pie filling
- 1 box of honey graham crackers

We will be making our “Washington’s Cherry Pie” on \_\_\_\_\_.

Please send the ingredients on or before \_\_\_\_\_.  
Thanks!

Thank you for signing up to go shopping for Snazzy Snacks!

For the “Washington’s Cherry Pie” snack we will need:

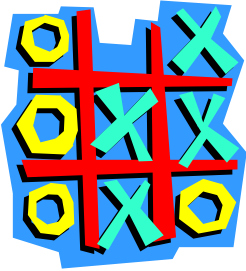


- 1 can of cherry pie filling
- 2 tubs of Cool Whip

We will be making our “Washington’s Cherry Pie” on \_\_\_\_\_.

Please send the ingredients on or before \_\_\_\_\_.  
Thanks!

Thank you for signing up to go shopping for Snazzy Snacks!



For the “Xs and Os” snack we will need:

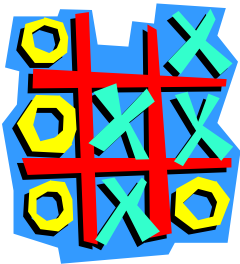
- 1 box of chocolate or vanilla wafers
- 2 cans of white frosting

We will be making our “Xs and Os” on \_\_\_\_\_.

Please send the ingredients on or before \_\_\_\_\_.

Thanks!

Thank you for signing up to go shopping for Snazzy Snacks!



For the “Xs and Os” snack we will need:

- 4 tubes of decorator gel
- 1 bag of chocolate chips

We will be making our “Xs and Os” on \_\_\_\_\_.

Please send the ingredients on or before \_\_\_\_\_.

Thanks!



Thank you for signing up to go shopping for Snazzy Snacks!

For the “Blizzard Mix” snack we will need:

- 1 bag of white chocolate chips or box of Snow Caps
- 1 box of Kix Cereal

We will be making our “Blizzard Mix” on \_\_\_\_\_.

Please send the ingredients on or before \_\_\_\_\_.  
Thanks!



Thank you for signing up to go shopping for Snazzy Snacks!


For the “Blizzard Mix” snack we will need:

- 1 box of Frosted Mini-Wheats cereal
- white paper plates (1 per student)

We will be making our “Blizzard Mix” on \_\_\_\_\_.

Please send the ingredients on or before \_\_\_\_\_.  
Thanks!

Thank you for signing up to go shopping for Snazzy Snacks!




For the “Spring Scene” snack we will need:

- 1 box of graham crackers
- 1 container of marshmallow fluff

We will be making our “Spring Scene” on \_\_\_\_\_.

Please send the ingredients on or before \_\_\_\_\_.  
Thanks!

Thank you for signing up to go shopping for Snazzy Snacks!



For the “Spring Scene” snack we will need:

- 1 box of Fruity Pebbles cereal
- Plastic knives

We will be making our “Spring Scene” on \_\_\_\_\_.

Please send the ingredients on or before \_\_\_\_\_.  
Thanks!